



**FLOORING**

**FORMICA® FLOORING** not only works, it impresses. It has the depth and beauty of a natural wood appearance, but is tougher than most solid timber floors. This means it can be used in just about any commercial or residential setting because it's extremely resistant to wear, scratches and stains. It boasts unrivalled strength thanks to the unique Forma-Lock™ locking system, and is incredibly easy to install and maintain. Whatever look you're after, Formica Flooring comes in Laminate and Supergloss™ ranges and is available in a simple and stylish range of colours and finishes. You can lighten or add warmth to any space with minimal effort and outlay. So whether it's for work or play, laying the right foundations is easy with Formica Flooring.



# BUILT-IN BENEFITS

## GREATER STYLE AND CHOICE

Formica Flooring boasts the warmth, character and richness of traditional timber flooring. You can choose from 20 contemporary colours, grain patterns and finishes, including a classic V-groove look. Depending on your needs, you can also select from two different ranges - Laminate in 7mm, 8mm, 10mm, 12mm, and Supergloss in 10mm. The 12mm option is thicker than most other laminate flooring products available in Australia. And has a pre-adhered sound suppressing underlay for minimal foot noise.

## OUTSTANDING DURABILITY

Formica Flooring is tougher than most solid timber floors. It's extremely resistant to wear, scratching, staining and cigarette burns. And is easy to clean and maintain. A micro fibre mop or Formica Flooring Zip Cleaner is all you need to remove stains, dust and mites. In the unlikely event that damage does occur, you can apply a matching ColorFill™ product to repair scratches or simply replace the flooring panel.

## QUALITY GUARANTEED

We believe in creating premium products that look good and last. That's why Formica Laminate Flooring is backed by a 7 year limited warranty for commercial use (8mm, 10mm and 12mm) and up to 20 years in residential environments. And Formica Supergloss Flooring is backed by a commercial limited warranty of 5 years and a residential limited warranty of 30 years.

## EASY INSTALLATION

Impressively easy, you won't need messy glues or nails to install Formica Flooring. It goes straight down in manageable sheets over most hard surfaces. And thanks to our proven Forma-Lock™ locking system, gives you one of the strongest joins of any laminate flooring system available globally. Once panels are joined they stay joined. Importantly, you can walk on them immediately after installation. That means fit-out, stocking and trading can start the moment the floor is laid.







## **BETTER FOR YOU AND THE ENVIRONMENT**

Formica Flooring is an environmentally preferable product, manufactured exclusively from timber that's been sourced from sustainably managed European plantations. A significant proportion of pre-consumer recycled fibre (60%) and reclaimed wood waste (30%) is used. The wood fibres are also bonded under high pressure and temperature using biologically degradable and low emission resins.

Formica Flooring is chlorine and PVC free and it does not contain any wood preservatives or harmful solvents. For you, this means it has little impact on indoor air quality.

When building commercial spaces, Formica Laminate Flooring can contribute to Green Star credits for:

- IEQ-11: Volatile Organic Compounds
- IEQ-12: Formaldehyde Minimisation, and
- MAT-2: Flooring Materials.



## EASY TO INSTALL

The convenient thing about Formica Flooring is that you can actually install it yourself. And even if you do decide to use a tradesperson to help with installation, the choices that matter are still in your hands. The next few pages contain a step-by-step guide for choosing the right thickness, colour, quantity, accessories, trims and tools.

### A GOOD FIT

The Forma-Lock™ locking system provides extremely high joint strength. In fact it has a tensile strength of 800kg per lineal metre. This means areas as large as 300m<sup>2</sup> (in 8mm, 10mm and 12mm options) can be installed without a central expansion joint (what you need for sealing a gap between panels). You'll also have less unsightly trip hazards, with a recommended perimeter expansion gap of 1.4mm per lineal metre of run.

### FIVE SIMPLE STEPS TO YOUR NEW FLOOR

- 1** Choose the floor thicknesses to suit the requirements within your home. High traffic areas need more durable and thicker floors than low traffic areas.
- 2** Choose the look you want from our extensive colour range.
- 3** Formica Flooring comes in packs of 10-20kg, so it's easy to manage. Use our Flooring Room Calculator (refer page 31) to work out exactly how many packs you'll need.
- 4** Work out the trims or accessories you require with our Accessories Calculator (or have your tradesperson do that).
- 5** Take it all away and start making your home a more beautiful place to live!

## FLOORING WITH DEPTH



Formica Flooring comes in four different thicknesses. Starting at 7mm for budget flooring to 12mm for higher performance, there's a product to suit all your needs.

## SELECTION GUIDE

LAMINATE FLOORING		SUPERGLOSS FLOORING			
FLOOR THICKNESS	12mm Standard Plank	10mm Narrow Plank	8mm Standard Plank	7mm Standard Plank	10mm Narrow Plank
<b>Product suitability</b>	Suitable for large residential and medium commercial floor areas  Restaurants, hotel rooms, retail and public spaces  Heavy residential and general commercial traffic	Suitable for large residential and medium commercial floor areas  Heavy residential and general commercial traffic	Suitable for large residential and medium commercial floor areas  Heavy residential and general commercial traffic	Suitable for medium residential floor areas  General residential traffic	Suitable for large residential and medium commercial floor areas  Heavy residential and general commercial traffic
<b>Product features</b>	High strength locking profile  Premium grade quality and appearance  Silent underlay attached to plank for superior sound insulation  Natural touch surface structure	High strength locking profile  Thicker substrate for reduced foot noise  Durable surface overlay for high traffic areas  Australian woodgrain colours  Authentic traditional plank design	High strength locking profile  Thicker substrate for reduced foot noise  Durable surface overlay for high traffic areas	Good general flooring product  Ideal for small to medium size residential floor areas	High strength locking profile  Durable surface overlay for high traffic areas  Australian woodgrain colours with greater pattern variation  Available in a High Gloss polished finish offering a stunning polished look
<b>Residential limited warranty</b>	20 years	15 years	15 years	10 years	30 years
<b>Commercial limited warranty</b>	7 years	7 years	7 years	-	5 years

**NOTE** Formica Flooring is not recommended for use in bathrooms, laundries and toilets. It is also not recommended for installation on sub-floors with underfloor heating. Please obtain a copy of the Formica Flooring limited warranty from The Laminex Group or from an approved supplier.

## SPECIFICATIONS

LAMINATE FLOORING		SUPERGLOSS FLOORING			
FLOOR THICKNESS	12mm Standard Plank	10mm Narrow Plank	8mm Standard Plank	7mm Standard Plank	10mm Narrow Plank
<b>Product class</b>	32	32	32	31	31
<b>Size per plank</b>	1380 x 193 x 12	1380 x 116 x 10	1380 x 193 x 8	1380 x 193 x 7	1380 x 116 x 10
<b>Planks per pack</b>	5	8	7/9	8	14
<b>m<sup>2</sup> per pack</b>	1.33m <sup>2</sup>	1.28m <sup>2</sup>	1.86m <sup>2</sup> /2.40m <sup>2</sup>	2.13m <sup>2</sup>	2.24m <sup>2</sup>
<b>Weight per pack (approx)</b>	13.6kg	10.8kg	12.6kg/16.2kg	12.7kg	19.0kg

LEFT Formica Laminate Flooring in Smoke Cedar.

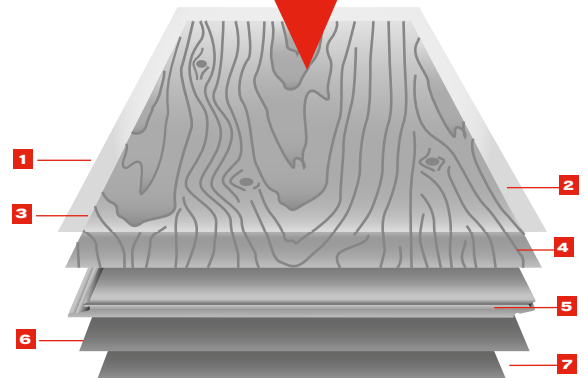



**FORMICA® LAMINATE FLOORING** harnesses the richness and character of natural timber. There's a wide range of fetching finishes including Antique Gloss, Light Embossed, Authentic Touch, and Registered Emboss. And with four different floor thicknesses of 7mm, 8mm, 10mm and 12mm, it's perfect for residential and commercial use. Its organic beauty combined with its genuine durability will add charm that endures.

# SCRATCHING BENEATH THE SURFACE

There's more to Formica Laminate Flooring than meets the eye. In fact a lot of thinking has gone in to every plank to provide a floor surface that's not only naturally beautiful but also highly durable.

- 1 DURABLE OVERLAY** This unique resin-coated layer ensures a tough surface finish.
- 2 V-GROOVE SYSTEM** This creates an even more realistic timber appearance. (Only available on selected 8mm, 10mm and 12mm options).
- 3 TEXTURED FINISH** Your floors will feel more like timber too.
- 4 DECOR PAPER** The resin-coated paper adds a deep, rich colour and authentic timber look.
- 5 CORE SUBSTRATE** Our 7mm flooring offers a specially developed, high-density fibreboard substrate. The commercial grade products (8mm, 10mm and 12mm) feature the added benefit of a highly moisture resistant Aquastop 6 HDF substrate.
- 6 BACKING** Our special kraft paper helps keep the panel flat.
- 7 SILENT UNDERLAY** This provides noise reduction and enhanced stability (available on 12mm product only).



# 12MM LAMINATE FLOORING RANGE

## 12MM RANGE (STANDARD PLANK WIDTH)

The 12mm range is the ultimate in strength and durability, suitable for large residential and general commercial floor areas. All 12mm options include pre-adhered silent underlay for superior sound insulation.



Estate Oak  
**RE**



Mellow Cedar  
**RE**





Smoke Cedar  
RE



Basilica  
FP N



# 10MM LAMINATE FLOORING RANGE

## 10MM RANGE (NARROW PLANK WIDTH)

The 10mm range is suitable for large residential and general commercial floor areas not exposed to extra heavy duty commercial applications.



Spotted Gum



Jarrah





Walnut



# 8MM LAMINATE FLOORING RANGE

## 8MM THICKNESS (STANDARD PLANK WIDTH)

The 8mm range is suitable for large residential and general commercial floor areas not exposed to extra heavy duty commercial applications.



Lucé  
AT N



Elysee  
AT N





Chocolate Acacia  
**AT**



Richmond Oak  
**AT**



# 8MM LAMINATE FLOORING RANGE



Berrima Oak  
**LE**



Malted Oak  
**LE**



**LE** Light Embossed



Ideal Walnut



# 7MM LAMINATE FLOORING RANGE

## 7MM THICKNESS (STANDARD PLANK WIDTH)

The 7mm range is suitable for medium sized residential areas with general traffic levels.



Castille Oak

LE



Apple

AG





Pear  
AG






**FORMICA® SUPERGLOSS™ FLOORING** reflects the purity and natural beauty of timber. Its tough High Gloss finish offers a stunning polished look with greater pattern variation and more realistic woodgrain. Available in a 10mm thickness, its unique high-density structure provides outstanding durability and excellent moisture resistance. It's the perfect floor solution for polishing up your home.

# MORE THAN MEETS THE EYE

Formica Supergloss Flooring has plenty of depth, offering layers of resilience and enduring shine.

- 1 MULTI-LAYER UV COATING** This unique resin-coated layer ensures a tough surface finish.
- 2 HIGH GLOSS FINISH** Offers a stunning polished look.
- 3 DIGITAL PRINTED SURFACE** This provides greater pattern variation and more realistic woodgrain.
- 4 CORE SUBSTRATE** Our 10mm flooring offers a specially developed, commercial grade, high-density fibreboard substrate with the added benefit of a highly moisture resistant Aquastop 6 HDF substrate.
- 5 UV COATING**



## 10MM SUPERGLOSS FLOORING RANGE

### 10MM RANGE (NARROW PLANK WIDTH)

The 10mm range is suitable for large residential and general commercial floor areas not exposed to extra heavy duty commercial applications requiring a high gloss finish.




Spotted Gum



Dark Maple





Brushbox



## FAQ

**QUESTION** What technique is used to install Formica Flooring?

**ANSWER** Formica Flooring is installed 'floating'. This means the panels are not glued, nailed or fixed by any other means to the sub-floor. Each panel connects with the next using the mechanical bond created by the profiled edges. This Forma-lock locking system is unique to Formica Flooring.

**QUESTION** In which direction should Formica Flooring panels be laid?

**ANSWER** When deciding on which direction the panels should be laid, make sure you consider both the light sources and the main line of sight. Panels should always be laid lengthways to the main line of vision and the main source of light. For rooms without a rectangular floor surface, the direction in which the panels are laid should be carefully planned. It's best to make allowances for furniture placement so that the overall optical impression presented by the room is not impaired.

**QUESTION** How large an area can I cover with Formica Flooring?

**ANSWER** Up to 300m<sup>2</sup> (in 8mm, 10mm and 12mm options) without an expansion joint in the body of the floor. A perimeter expansion gap of 1.4mm per lineal metre is required.

**QUESTION** What types of sub-floors require the fitting of a moisture barrier?

**ANSWER** All sub-floors require a moisture barrier, plus underlay. (Second storey timber joist floors may not require the moisture barrier. Contact technical advice on 1800 785 775 for more information.)

**QUESTION** Can Formica Flooring be installed over ceramic tiles, direct stick high-density carpet, direct stick vinyl, terracotta, slate, cork and other floor coverings?

**ANSWER** Yes. In most cases Formica Flooring can be laid over existing floor coverings as long as they are flat and dry.

**QUESTION** What accessories are available?

**ANSWER** Scotia, trims, silicones, cleaners and care products are available, along with Formica Lockseal. This product is designed to increase moisture resistance and add strength to joints in high traffic environments like pubs, clubs, bars and food serving areas.

**More questions about maintenance, care and installation?** Please refer to our Installation Care and Maintenance brochure or our Installation Accessories Guide. You can also phone our free technical advice line on 1800 785 775.





# FLOORING AND ACCESSORIES CALCULATOR CHART

## FORMICA FLOORING ROOM CALCULATOR

ROOM NAME	LENGTH	WIDTH	m <sup>2</sup> (LxW)
Room 1			
Room 2			
Room 3			
Total of each column =	A	B	C
Add 5% extra for wastage to part C figure	D = C + 5%		D
LAMINATE FLOORING   7mm = 2.1m <sup>2</sup>   8mm = 1.9m <sup>2</sup> (for 7 planks per pack) or 2.4m <sup>2</sup> (for 9 planks per pack)   10mm = 1.3m <sup>2</sup>   12mm = 1.3m <sup>2</sup> SUPERGLOSS FLOORING   10mm = 2.3m <sup>2</sup>			

## FORMICA FLOORING ACCESSORIES CALCULATOR

PRODUCT	E (Room calculator)	F (Pack qty)	G (Amount needed)
<b>Formica Flooring Underlay</b> (Laid on top of the sub-floor underneath Formica Flooring for moisture protection and sound insulation.)	Total part D	30m <sup>2</sup> per roll (i.e. + by 30)	No. of rolls
	= (2 x A) + (2 x B)	Scotia beading comes in 2.4m lengths (i.e. + by 2.4)	No. of lengths
<b>Color Sealant</b> (Used to fill expansion joins/gaps.)	= (2 x A) + (2 x B)	1 cartridge will cover 10-12 lineal metres (i.e. + by 10)	No. of cartridges
	No. of doorways	900mm for each doorway	No. of trims
<b>Lock Seal Adhesive Sealant</b> (Used for joining cut-off pieces around pipes, columns and doorways. For joining planks in areas of high moisture or accidental spills.)	Room specific	500ml bottle = 50 lineal metres (5 packs)	No. of bottles

**NOTE** We recommend the use of Unika brand of accessories and cleaning products to be used with Formica Flooring.



**INFORMATION** Visit [formica.com.au](http://formica.com.au) for colour and design tips, technical information, care, maintenance and more.

**ENQUIRIES** Call 132 136.

**SAMPLES** Call 1800 002 204.

**WARRANTY** 5-30 year limited warranties. Visit [formica.com.au](http://formica.com.au) to find out more.

Formica stockist

**[formica.com.au](http://formica.com.au)**

Formica Flooring is marketed and distributed by The Laminex Group, a division of Laminex Group Pty Limited ABN 98 004 093 092. The colours of the products featured within the imagery in this brochure are as close to the Formica Flooring range as photographic lighting and modern printing processes allow. Formica Flooring is no different than any other material in that darker colours will always show scratches and superficial wear and tear more readily than lighter colours. Formica Flooring should be protected from strong, direct sunlight as continuous exposure may cause discolouration or fading to the surface. Please obtain a copy of the terms and conditions of Formica Flooring 5-30 year limited warranties from The Laminex Group or visit [formica.com.au](http://formica.com.au). This warranty is in addition to any rights that may exist under the Trade Practices Act. **Formica®**, **Supergloss™**